




CEDAR Systems Roll Joining Device

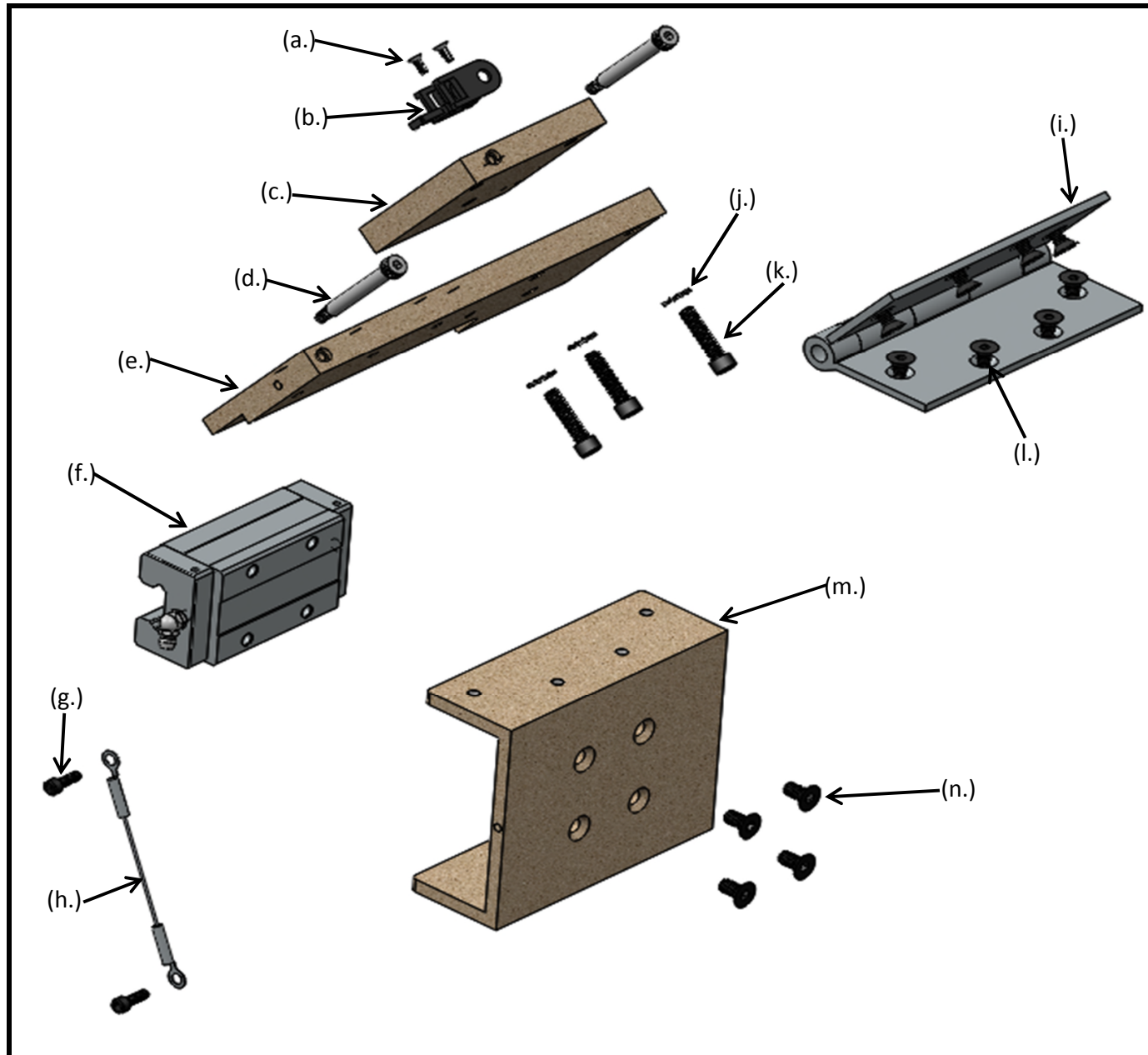


3 main Assembly Items



01. Hinged Sewing Head Guide Assembly
02. Consew C10NS Bag Closer
03. Mount Assembly

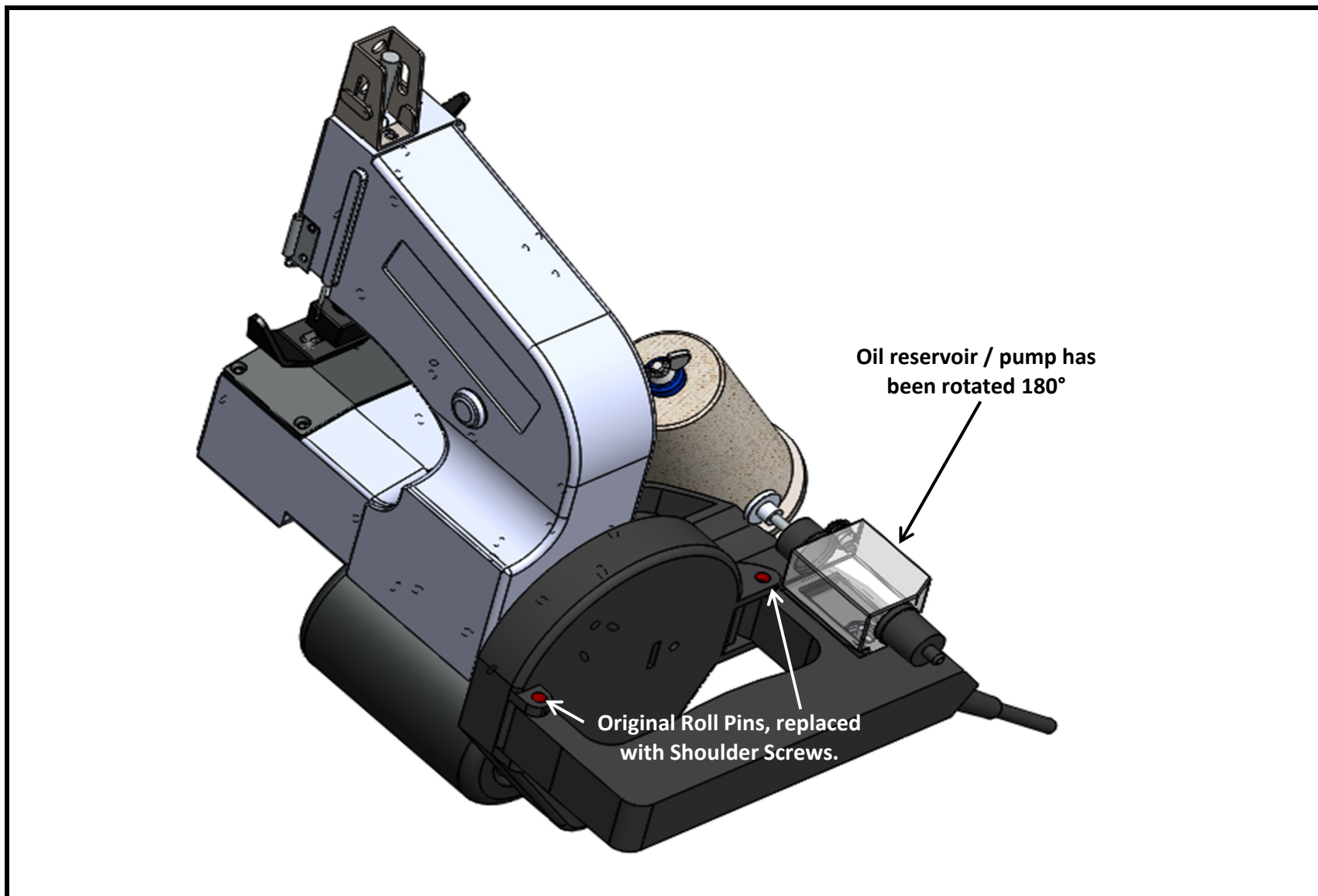
01. Hinged Sewing Head Guide Assembly



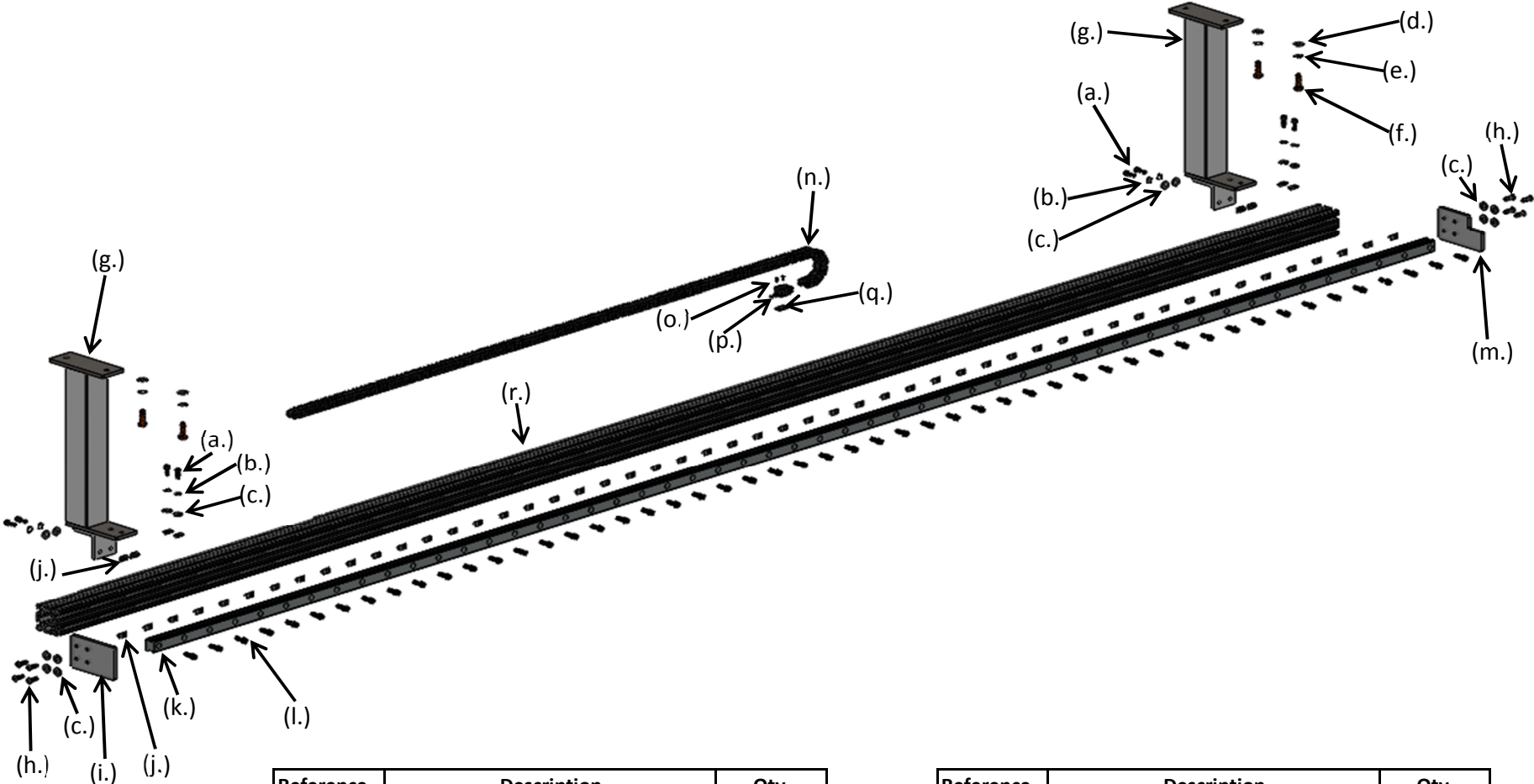
Reference	Description	Qty.
a.	FSHCS, M3 x 8mm	(2)
b.	Cable Carrier Bracket	(1)
c.	Top Slide Adaptor	(1)
d.	STRIP, 1/4" x 1.75"	(2)
e.	Bottom Slide Adaptor	(1)
f.	THK Slide w/ fittings	(1)
g.	SHCS, 8-32 x 1/2"	(2)
h.	Restraint Cable	(1)
i.	Hinge	(1)
j.	Lock Washer, 1/4"	(3)
k.	SHCS, 1/4-20 x 1"	(3)
l.	FSHCS, 12-24 x 1/2"	(8)
m.	Base Slide Adaptor	(1)
n.	FSHCS, M6 x 12mm	(4)

02. Consew Model C10NS, Single Thread Bag Closing Machine (220V Single Phase)

Slight modifications have been made to the C10NS Sewing Head. Other than the 2 modifications listed below, please refer to the original manual for necessary parts.



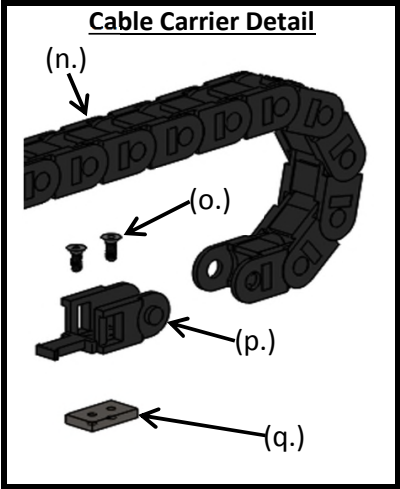
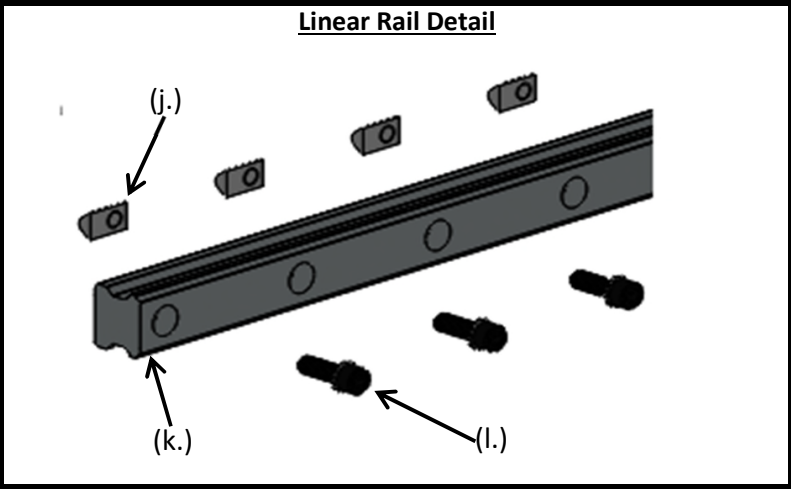
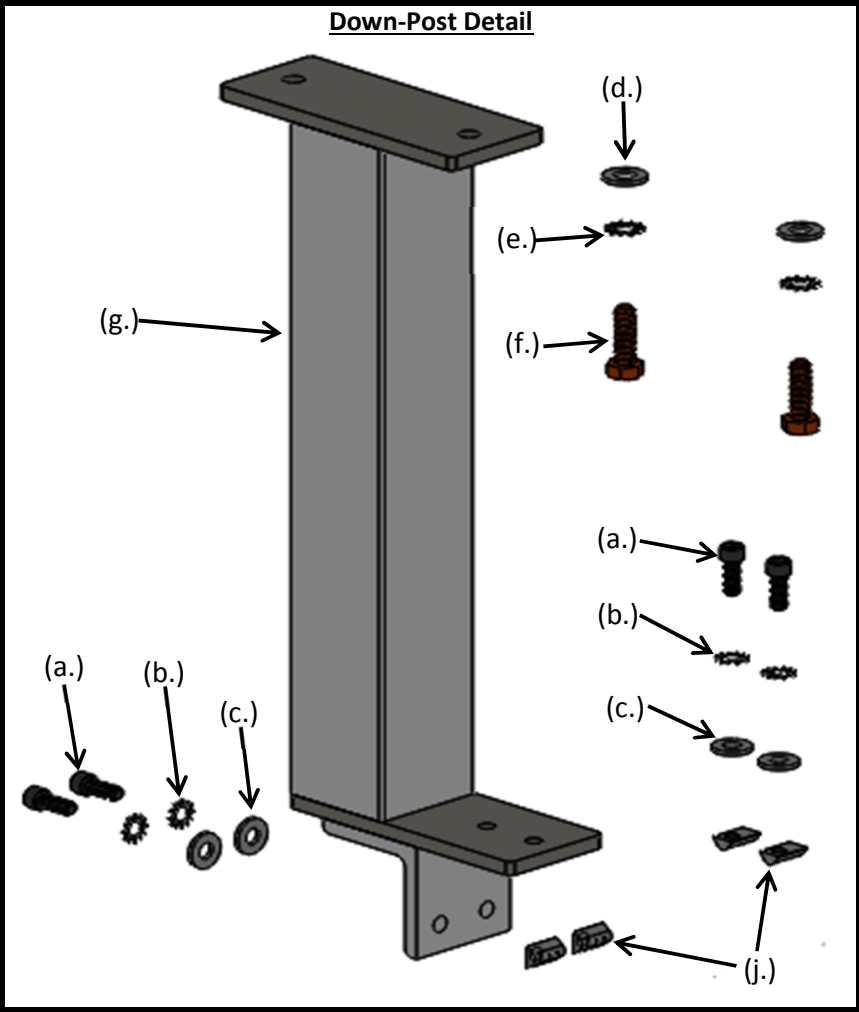
03. Mount Assembly



Reference	Description	Qty.
a.	SHCS, 1/4-20 x 5/8"	8
b.	Lock Washer, 1/4"	8
c.	Flat Washer, 1/4"	16
d.	Flat Washer, 5/16"	4
e.	Lock Washer, 5/16"	4
f.	Cap Screw, 5/16-18 x 1"	4
g.	Down Post	2
h.	BSHCS, 1/4-20 x 3/4"	8
i.	Stop Plate (Left)	1

Reference	Description	Qty.
j.	T-Nut, 1/4-20	59
k.	THK Linear Rail	1
l.	SHCS, 1/4-20 x 3/4"	51
m.	Stop Plate (Right)	1
n.	Cable Carrier (6' long)	1
o.	FSHCS, M3 x 8mm	2
p.	Cable Carrier Retainer	1
q.	Cable Carrier Nut-Plate	1
r.	T-Slot Extrusion, 2" x 2" x 120"	1

03. Mount Assembly (Detail)



Collier Equipment Development and Research Systems, Inc.
 100 Mill Creek Circle, PO Box 175 / Lexington, AL 35648
 Ph: (256) 229-6595 / Fax: (256) 229-6779 / www.SewTrain.com

 **CEDAR Systems** Automated Devices

VMW AUTOMATED APPAREL EQUIPMENT

tice® Engineering